




TIGER EYE™
SYSTEM

SEMS-125-02-03.0-H-D

SEML-145-02-03.0-H-D-WT



SEM-130-02-03.0-H-D-WT



SEM-110-02-03.0-H-D-WT

SEM, SEMS, SEML SERIES

(0.80 mm) .0315"

MICRO TIGER EYE™ SOCKET

SPECIFICATIONS

For complete specifications and recommended PCB layouts see www.samtec.com?SEM, www.samtec.com?SEMS or www.samtec.com?SEML

Insulator Material:
Black Liquid Crystal Polymer

Contact Material:
BeCu

Plating:
Au or Sn over

50 μ" (1.27 μm) Ni

Operating Temp Range:
-55 °C to +125 °C

Current Rating (SEM/TEM):
2.6 A per pin

(2 pins powered)

Voltage Rating:
235 VAC/330 VDC

RoHS Compliant:
Yes

Yes

PROCESSING

Lead-Free Solderable:
Yes

SMT Lead Coplanarity:
(0.10 mm) .004" max

RECOGNITIONS

For complete scope of recognitions see www.samtec.com/quality

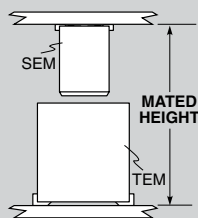


FILE NO. E111594

OTHER SOLUTIONS

- Board Stacking:
See SFM, TFM Series
- Cable Assemblies:
See SFSD, TFSD Series

MATED HEIGHT



TEM LEAD STYLE	MATED HEIGHT*
-03.0	6 mm
-04.0	7 mm
-07.0	10 mm

*Processing conditions will affect mated height.

Note:
Some sizes, styles and options are non-standard, non-returnable.

SEM, SEML Mates with:

TEM

SEMS Mates with:

TEMS



POWER/SIGNAL APPLICATION



Compatible with UMPT/UMPS for flexible two-piece power/signal solutions

High-reliability Tiger Eye™ contacts

Choice of mated heights

RUGGEDIZED
BY SAMTEC

- Passes 10 year MFG
- Locking clip option
- Weld tab option

TIGER EYE™
CONTACT

Weld tab

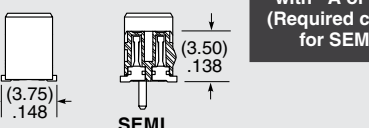
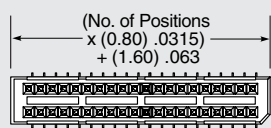
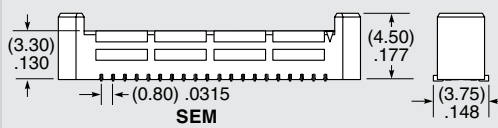

HIGH-SPEED CHANNEL PERFORMANCE

Rating based on Samtec reference channel. For full SI performance data visit Samtec.com or contact SIG@samtec.com

8
Gbps

TYPE STRIP	1	NO. PINS PER ROW	02	STACK HEIGHT	PLATING OPTION	D	OPTION	OTHER OPTION
------------	---	------------------	----	--------------	----------------	---	--------	--------------

<p>SEM = Tiger Eye™ Strip</p> <p>SEMS = Tiger Eye™ Slim Strip</p> <p>SEML = Tiger Eye™ Friction Lock</p>	<p>05, 10, 15, 20, 25 30, 35, 40, 45, 50 (SEM/SEML only) (Standard sizes)</p>	<p>-03.0 = 6 mm, 7 mm or 10 mm Stack Height when mated with TEM/TEMS Series (SEML only available with 6 mm Stack Height)</p>	<p>-FG = Gold Flash</p> <p>-G = 10 μ" (0.25 μm) Gold on contact, Gold Flash on tail</p> <p>-H = 30 μ" (0.76 μm) Gold on contact, Gold Flash on tail</p>	<p>Leave blank for SEMS</p> <p>-A = Alignment Pin (Not available with -LC or -WT)</p> <p>-LC = Locking Clip (Not available with -A or -WT) (Manual placement required)</p> <p>-WT = Weld Tab (Not available with -A or -LC) (Required callout for SEML)</p>	<p>-K = (3.50 mm) .138" DIA Polyimide film Pick & Place Pad (Required for SEMS)</p> <p>-TR = Tape & Reel (Required for SEMS)</p>
---	---	---	--	--	--



ALSO AVAILABLE
(MOQ Required)

- Other sizes
- Other platings

Due to technical progress, all designs, specifications and components are subject to change without notice.

WWW.SAMTEC.COM

All parts within this catalog are built to Samtec's specifications. Customer specific requirements must be approved by Samtec and identified in a Samtec customer-specific drawing to apply.