




TIGER EYE
SYSTEM

SEMS-125-02-03.0-H-D

SEML-145-02-03.0-H-D-WT



SEM-130-02-03.0-H-D-WT



SEM-110-02-03.0-H-D-WT

SEM, SEMS, SEML SERIES

(0.80 mm) .0315"

MICRO TIGER EYE™ SOCKET

SPECIFICATIONS

For complete specifications and recommended PCB layouts see www.samtec.com?SEM, www.samtec.com?SEMS or www.samtec.com?SEML

Insulator Material:
Black Liquid Crystal Polymer

Contact Material:
BeCu

Plating:
Au or Sn over

50 μ" (1.27 μm) Ni

Operating Temp Range:
-55 °C to +125 °C

Current Rating (SEM/TEM):
2.6 A per pin
(2 pins powered)

Voltage Rating:
235 VAC/330 VDC

RoHS Compliant:
Yes

SEM, SEML Mates with:
TEM

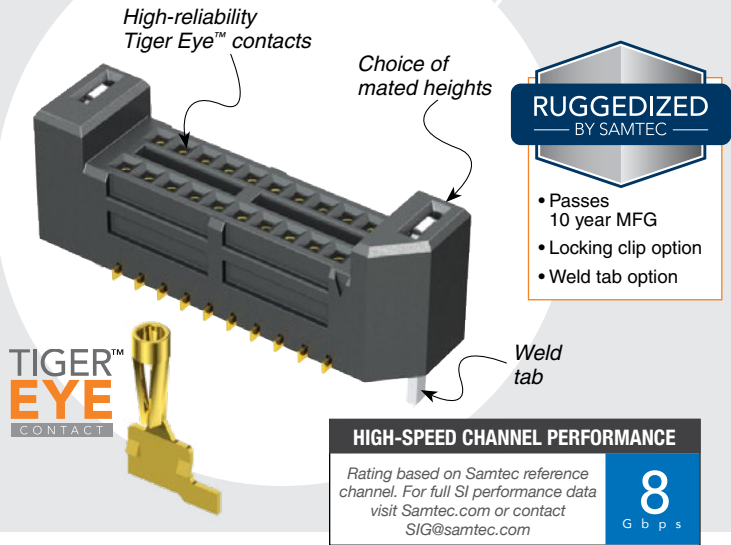
SEMS Mates with:
TEMS



POWER/SIGNAL APPLICATION



Compatible with UMPT/UMPS for flexible two-piece power/signal solutions



High-reliability Tiger Eye™ contacts

Choice of mated heights

RUGGEDIZED
BY SAMTEC

- Passes 10 year MFG
- Locking clip option
- Weld tab option

HIGH-SPEED CHANNEL PERFORMANCE

Rating based on Samtec reference channel. For full SI performance data visit Samtec.com or contact SIG@samtec.com

8
Gbps

PROCESSING

Lead-Free Solderable:
Yes

SMT Lead Coplanarity:
(0.10 mm) .004" max

RECOGNITIONS

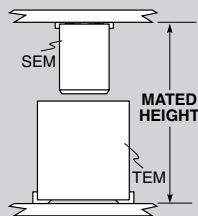
For complete scope of recognitions see www.samtec.com/quality



OTHER SOLUTIONS

- Board Stacking: See SFM, TFM Series
- Cable Assemblies: See SFSD, TFSD Series

MATED HEIGHT



| TEM LEAD STYLE | MATED HEIGHT* |
|----------------|---------------|
| -03.0 | 6 mm |
| -04.0 | 7 mm |
| -07.0 | 10 mm |

*Processing conditions will affect mated height.

Note:
Some sizes, styles and options are non-standard, non-returnable.

| TYPE STRIP | NO. PINS PER ROW | STACK HEIGHT | PLATING OPTION | OPTION | OTHER OPTION |
|------------|------------------|--------------|----------------|--------|--------------|
| 1 | 02 | -03.0 | -FG | D | -K |
| | | | -G | | |
| | | | -H | | |
| | | | | -A | |
| | | | | -LC | |
| | | | | -WT | |
| | | | | | -TR |

SEM
= Tiger Eye™ Strip

SEMS
= Tiger Eye™ Slim Strip

SEML
= Tiger Eye™ Friction Lock

05, 10, 15, 20, 25
30, 35, 40, 45, 50
(SEM/SEML only)
(Standard sizes)

-03.0
= 6 mm, 7 mm or 10 mm Stack Height when mated with TEM/TEMS Series (SEML only available with 6 mm Stack Height)

-FG = Gold Flash

-G = 10 μ" (0.25 μm) Gold on contact, Gold Flash on tail

-H = 30 μ" (0.76 μm) Gold on contact, Gold Flash on tail

Leave blank for SEMS

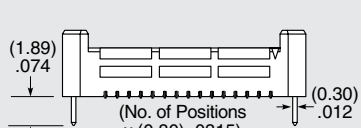
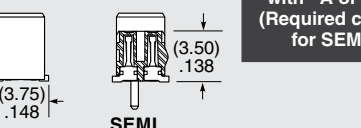
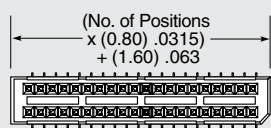
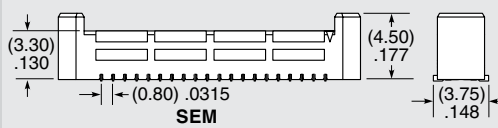

-A = Alignment Pin (Not available with -LC or -WT)

-LC = Locking Clip (Not available with -A or -WT) (Manual placement required)

-WT = Weld Tab (Not available with -A or -LC) (Required callout for SEML)

-K = (3.50 mm) .138" DIA Polyimide film Pick & Place Pad (Required for SEMS)

-TR = Tape & Reel (Required for SEMS)



ALSO AVAILABLE
(MOQ Required)

- Other sizes
- Other platings

Due to technical progress, all designs, specifications and components are subject to change without notice.