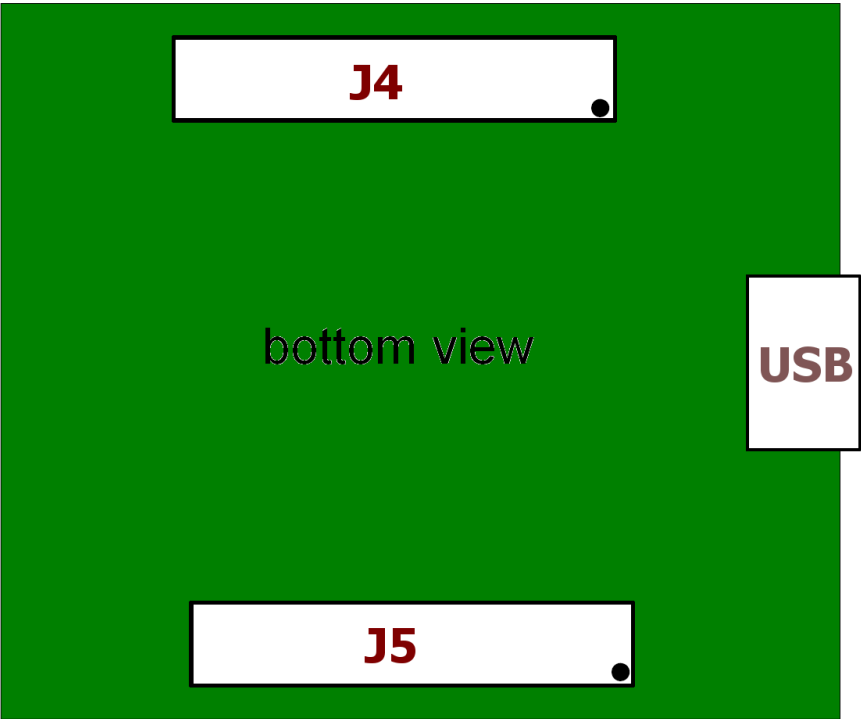



TE0630 Board-to-board Connectors

The module has two B2B (board-to-board) receptacle connectors (J4 and J5) for a total of 160 contacts. The figure below shows B2B connectors location on board; USB connector is located on the top side and is shown to define module position.



B2B connectors location

TE0630 uses high-density shockproof connectors shown in the figure below.



Module connector

Connector part numbers are listed in the table below.

Supplier	Header
Digikey	H11113CT-NDH11113TR-NDH11113DKR-ND
Hirose	DF17(3.0)-80DS-0.5V(57)
Trenz Electronic	22684

Module connectors part numbers

The on-board receptacles mate with their corresponding headers on the carrier board shown in the figure below.



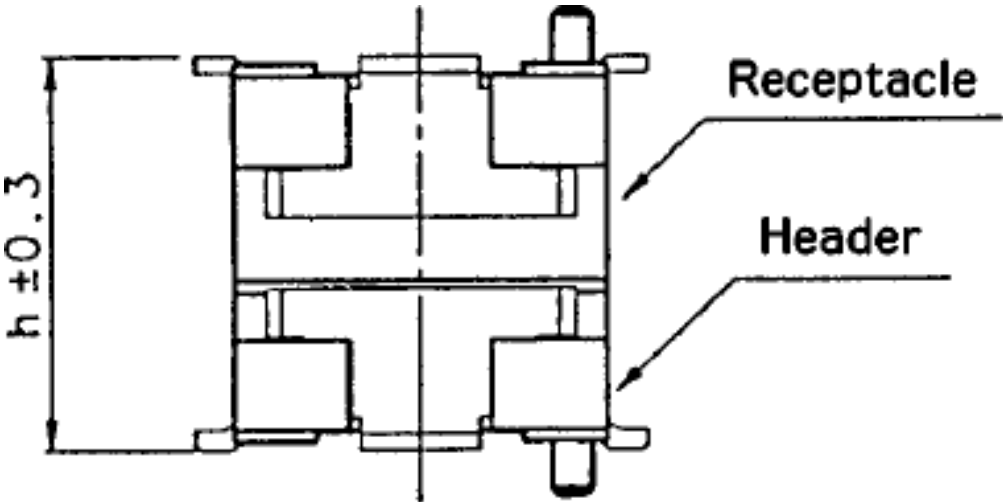
Mating (carrier board) connector

Ordering numbers of mating connectors are listed in the table below.

Supplier	Header
Digikey	H11148DKR-NDH11148TR-NDH11148CT-ND
Hirose	DF17(4.0)-80DP-0.5V(57)
Trenz Electronic	22938

Carrier board headers part numbers

The figure below shows the definition of stacking height featured by the combination of the TE0630 receptacle with its corresponding header.



B2B stacking

The stacking height of the TE0630 B2B connectors is 7 (seven) mm. The stacking height does not include the solder paste thickness.