

CR00040 TRM

[Download PDF version of this document.](#)

Table of Contents

- [Table of Contents](#)
- [Overview](#)
 - [Key Features](#)
 - [Block Diagram](#)
 - [Main Components](#)
 - [Initial Delivery State](#)
- [Signals, Interfaces and Pins](#)
 - [Module I/Os](#)
- [On-board Peripherals](#)
 - [Air Pressure Sensor](#)
 - [Ambient Light Sensor](#)
 - [CO2 Sensor](#)
 - [EEPROM](#)
 - [LEDs](#)
- [Power and Power-On Sequence](#)
 - [Power Supply](#)
 - [Power Consumption](#)
 - [Power Distribution Dependencies](#)
 - [Power Rails](#)
- [Board to Board Connectors](#)
- [Technical Specifications](#)
 - [Absolute Maximum Ratings](#)
 - [Recommended Operating Conditions](#)
 - [Physical Dimensions](#)
- [Currently Offered Variants](#)
- [Revision History](#)
 - [Hardware Revision History](#)
 - [Document Change History](#)
- [Disclaimer](#)
 - [Data Privacy](#)
 - [Document Warranty](#)
 - [Limitation of Liability](#)
 - [Copyright Notice](#)
 - [Technology Licenses](#)
 - [Environmental Protection](#)
 - [REACH, RoHS and WEEE](#)

Overview

The Trenz Electronic CR00040-01 is an CRUVI peripheral module with multiple sensors

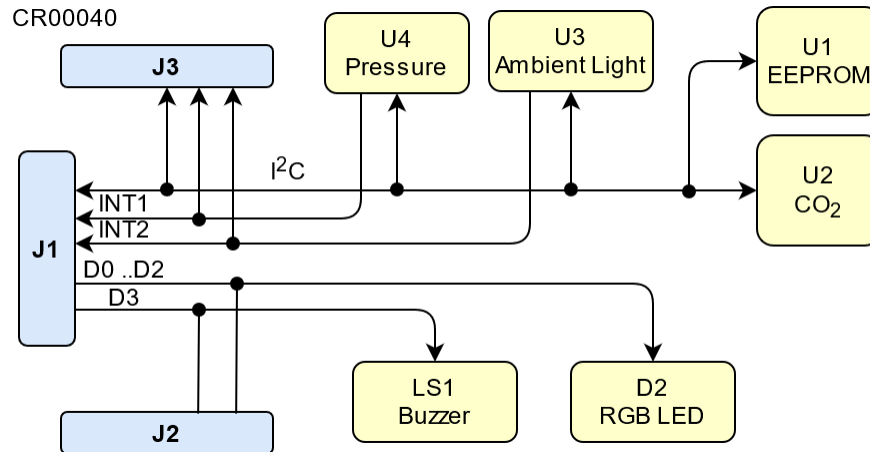
Refer to <http://trenz.org/cr00040-info> for the current online version of this manual and other available documentation.

Key Features

- **EEPROM/Unique Identifier**
 - 24AA025E48
- **CO2 Sensor (temperatur/humidity)**
 - SCD40 or SCD41 or none (depending on assembly variant)
- **Air Pressure Sensor**
 - LPS22HB
- **Ambient Light Sensor**


- TSL25403M
- **On-board**
 - RGB LED
 - Buzzer
- **Power**
 - 3.3V
- **Dimension**
 - 32 x 18 mm

Block Diagram



CR00040 block diagram

Main Components



CR00040 main components

1. CO2 Sensor (not fitted on CR00040-XX-0)
2. Air Pressure Sensor

3. Ambient Light Sensor
4. EEPROM
5. RGB LED
6. Buzzer
7. Pin Headers (not fitted)
8. CRUVI Low Speed Connector

Initial Delivery State

Storage device name	Content	Notes
EEPROM	EUI-48 Node Identity	at offset 0xFA, 6 bytes

Initial delivery state of programmable devices on the module

Signals, Interfaces and Pins

Module I/Os

Module signals connected to the B2B connector:

B2B Connector	I/O Signal Count	Voltage Level	Notes
J1	8	VCC (3.3V)	
J2	4		parallel to J1
J3	4		parallel to J1

General PL I/O to B2B connectors information

J1 is the main CRUVI connector and should be used to connect the CR00040 to any CRUVI baseboard with CRUVI LS connector fitter. J2 and J2 are unpopulated 100 mil pin-headers that allow solder-in pin-headers to use the CR00040 with solder-less breadboards or fly-wires.

On-board Peripherals

Chip/Interface	Designator	Notes
EEPROM	U1	
CO2 Sensor	U2	
Ambient Light Sensor	U3	
Pressure Sensor	U4	
RGB LED	D2	
Buzzer	LS1	

On board peripherals

Air Pressure Sensor

J1 Pin	Schematic	U4 Pin	Notes
2	SCL	2	

1	SDA	4	
---	-----	---	--

Air Pressure Sensor interface pins

I2C Address	Designator	Notes
1011_101x	U4	

I2C address for Air Pressure Sensor

Ambient Light Sensor

J1 Pin	Schematic	U3 Pin	Notes
2	SCL	3	
1	SDA	4	

Ambient Light Sensor interface pins

I2C Address	Designator	Notes
0111_001x	U3	

I2C address for Ambient Light Sensor

CO2 Sensor

J1 Pin	Schematic	U2 Pin	Notes
2	SCL	9	
1	SDA	10	

I2C EEPROM interface pins

I2C Address	Designator	Notes
1100_010x	U2	

I2C address for EEPROM

EEPROM

J1 Pin	Schematic	U1 Pin	Notes
2	SCL	1	
1	SDA	3	

I2C EEPROM interface pins

I2C Address	Designator	Notes
1010_011x	U1	

I2C address for EEPROM

LEDs

Designator	Color	Connected to	Active Level	Note
D2	Red	D0	Low	
D2	Green	D1	Low	
D2	Blue	D2	Low	

On-board LEDs

Power and Power-On Sequence

Power Supply

Power supply with minimum current capability of TBD A is recommended.

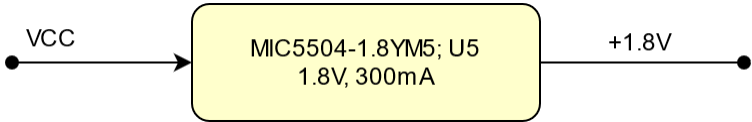
Power Consumption

Power Input Pin	Typical Current
VCC	TBD*
VBUS	0 (not used)

Power Consumption

* TBD - To Be Determined

Power Distribution Dependencies



Power Distribution

Power Rails

Power Rail Name	B2B Connector J1 Pin	B2B Connector J2 Pin	B2B Connector J3 Pin	Direction	Notes
VCC	10	1	-	in	
VBUS	12	-	1	n/a	not used

Module power rails.

Board to Board Connectors

CR00040 module uses one Samtec connector at the bottom side.

- 1 x TMMH-106-04-F-DV-A-M (12 pins, 6 per row)

Operating Temperature: -55°C ~ 105°C
Current Rating: 4.5A per Contact
Number of Positions: 6 (2 x 6)
Number of Rows: 2

Technical Specifications

Absolute Maximum Ratings

Symbols	Description	Min	Max	Unit
VCC	Main Power	-0.3	4.8	V
VBUS		n/a	n/a	V
SDA, SCL		-0.3	3.6	V
INT1		-0.3	VCC+0.3	V
INT2		-0.3	3.6	V
D0, D1, D2		-5	3.6	V
D3		-25*	25	V
Operating Temperature		-10	60	°C

Absolute maximum ratings

Recommended Operating Conditions

Operating temperature range depends also on customer design and cooling solution. Please contact us for options.

Parameter	Min	Typ	Max	Units	Reference Document
VCC	2.4	3.3	3.6	V	See LPS22HBTR datasheet.
VBUS	n/a	n/a	n/a	V	not used
Storage Temperature	10	-	50	°C	See SCD40 datasheet.
Short term storage Temperature	-40	-	70	°C	See SCD40 datasheet.
Operating Temperature	-10	-	60	°C	See SCD40 datasheet.

Recommended operating conditions.

Physical Dimensions

- Module size: 32 mm x 18 mm. Please download the assembly diagram for exact numbers.
- Mating height with standard connectors: 5 mm.

PCB thickness: 1.6 mm.

Currently Offered Variants

Trenz shop CR00040 overview page	
English page	German page

Revision History

Hardware Revision History

Date	Revision	Changes	Documentation Link
	01	Initial	

Hardware Revision History

Hardware revision number can be found on the PCB board together with the module model number separated by the dash.



Board hardware revision number.

Document Change History

Date	Revision	Contributor	Description
------	----------	-------------	-------------

<p>Error rendering macro 'page-info'</p> <p>Ambiguous method overloading for method jdk.proxy241.\$Proxy3496#hasContentLevelPermission. Cannot resolve which method to invoke for [null, class java.lang.String, class com.atlassian.confluence.pages.Page] due to overlapping prototypes between: [interface com.atlassian.confluence.user.ConfluenceUser, class java.lang.String, class com.atlassian.confluence.core.ContentEntityObject] [interface com.atlassian.user.User, class java.lang.String, class com.atlassian.confluence.core.ContentEntityObject]</p>	<p>Error rendering macro 'page-info'</p> <p>Ambiguous method overloading for method jdk.proxy241.\$Proxy3496#hasContentLevelPermission. Cannot resolve which method to invoke for [null, class java.lang.String, class com.atlassian.confluence.pages.Page] due to overlapping prototypes between: [interface com.atlassian.confluence.user.ConfluenceUser, class java.lang.String, class com.atlassian.confluence.core.ContentEntityObject] [interface com.atlassian.user.User, class java.lang.String, class com.atlassian.confluence.core.ContentEntityObject]</p>	<p>Error rendering macro 'page-info'</p> <p>Ambiguous method overloading for method jdk.proxy241.\$Proxy3496#hasContentLevelPermission. Cannot resolve which method to invoke for [null, class java.lang.String, class com.atlassian.confluence.pages.Page] due to overlapping prototypes between: [interface com.atlassian.confluence.user.ConfluenceUser, class java.lang.String, class com.atlassian.confluence.core.ContentEntityObject] [interface com.atlassian.user.User, class java.lang.String, class com.atlassian.confluence.core.ContentEntityObject]</p>	<ul style="list-style-type: none"> added figure
24 Mar 2021	v.13	Antti Lukats	<ul style="list-style-type: none"> Initial version

--	all	<div><div>Error rendering macro 'page-info'</div><div>Ambiguous method overloading for method jdk.proxy241.\$Proxy3496#hasContentLevelPermission. Cannot resolve which method to invoke for [null, class java.lang.String, class com.atlassian.confluence.pages.Page] due to overlapping prototypes between: [interface com.atlassian.confluence.user.ConfluenceUser, class java.lang.String, class com.atlassian.confluence.core.ContentEntityObject] [interface com.atlassian.user.User, class java.lang.String, class com.atlassian.confluence.core.ContentEntityObject]</div></div>	<ul style="list-style-type: none">Created from template
----	-----	---	---

Document change history.

Disclaimer

Data Privacy

Please also note our data protection declaration at <https://www.trenz-electronic.de/en/Data-protection-Privacy>

Document Warranty

The material contained in this document is provided "as is" and is subject to being changed at any time without notice. Trenz Electronic does not warrant the accuracy and completeness of the materials in this document. Further, to the maximum extent permitted by applicable law, Trenz Electronic disclaims all warranties, either express or implied, with regard to this document and any information contained herein, including but not limited to the implied warranties of merchantability, fitness for a particular purpose or non infringement of intellectual property. Trenz Electronic shall not be liable for errors or for incidental or consequential damages in connection with the furnishing, use, or performance of this document or of any information contained herein.

Limitation of Liability

In no event will Trenz Electronic, its suppliers, or other third parties mentioned in this document be liable for any damages whatsoever (including, without limitation, those resulting from lost profits, lost data or business interruption) arising out of the use, inability to use, or the results of use of this document, any documents linked to this document, or the materials or information contained at any or all such documents. If your use of the materials or information from this document results in the need for servicing, repair or correction of equipment or data, you assume all costs thereof.

Copyright Notice

No part of this manual may be reproduced in any form or by any means (including electronic storage and retrieval or translation into a foreign language) without prior agreement and written consent from Trenz Electronic.

Technology Licenses

The hardware / firmware / software described in this document are furnished under a license and may be used /modified / copied only in accordance with the terms of such license.

Environmental Protection

To confront directly with the responsibility toward the environment, the global community and eventually also oneself. Such a resolution should be integral part not only of everybody's life. Also enterprises shall be conscious of their social responsibility and contribute to the preservation of our common living space. That is why Trenz Electronic invests in the protection of our Environment.

REACH, RoHS and WEEE

REACH

Trenz Electronic is a manufacturer and a distributor of electronic products. It is therefore a so called downstream user in the sense of [REACH](#). The products we supply to you are solely non-chemical products (goods). Moreover and under normal and reasonably foreseeable circumstances of application, the goods supplied to you shall not release any substance. For that, Trenz Electronic is obliged to neither register nor to provide safety data sheet. According to present knowledge and to best of our knowledge, no [SVHC \(Substances of Very High Concern\) on the Candidate List](#) are contained in our products. Furthermore, we will immediately and unsolicited inform our customers in compliance with REACH - Article 33 if any substance present in our goods (above a concentration of 0,1 % weight by weight) will be classified as SVHC by the [European Chemicals Agency \(ECHA\)](#).

RoHS

Trenz Electronic GmbH herewith declares that all its products are developed, manufactured and distributed RoHS compliant.

WEEE

Information for users within the European Union in accordance with Directive 2002/96/EC of the European Parliament and of the Council of 27 January 2003 on waste electrical and electronic equipment (WEEE).

Users of electrical and electronic equipment in private households are required not to dispose of waste electrical and electronic equipment as unsorted municipal waste and to collect such waste electrical and electronic equipment separately. By the 13 August 2005, Member States shall have ensured that systems are set up allowing final holders and distributors to return waste electrical and electronic equipment at least free of charge. Member States shall ensure the availability and accessibility of the necessary collection facilities. Separate collection is the precondition to ensure specific treatment and recycling of waste electrical and electronic equipment and is necessary to achieve the chosen level of protection of human health and the environment in the European Union. Consumers have to actively contribute to the success of such collection and the return of waste electrical and electronic equipment. Presence of hazardous substances in electrical and electronic equipment results in potential effects on the environment and human health. The symbol consisting of the crossed-out wheeled bin indicates separate collection for waste electrical and electronic equipment.

Trenz Electronic is registered under WEEE-Reg.-Nr. DE97922676.

Ambiguous method overloading for method `jdk.proxy241.$Proxy3496#hasContentLevelPermission`. Cannot resolve which method to invoke for `[null, class java.lang.String, class com.atlassian.confluence.pages.Page]` due to overlapping prototypes between: `[interface com.atlassian.confluence.user.ConfluenceUser, class java.lang.String, class com.atlassian.confluence.core.ContentEntityObject]` `[interface com.atlassian.user.User, class java.lang.String, class com.atlassian.confluence.core.ContentEntityObject]`